

School Survey

Overview

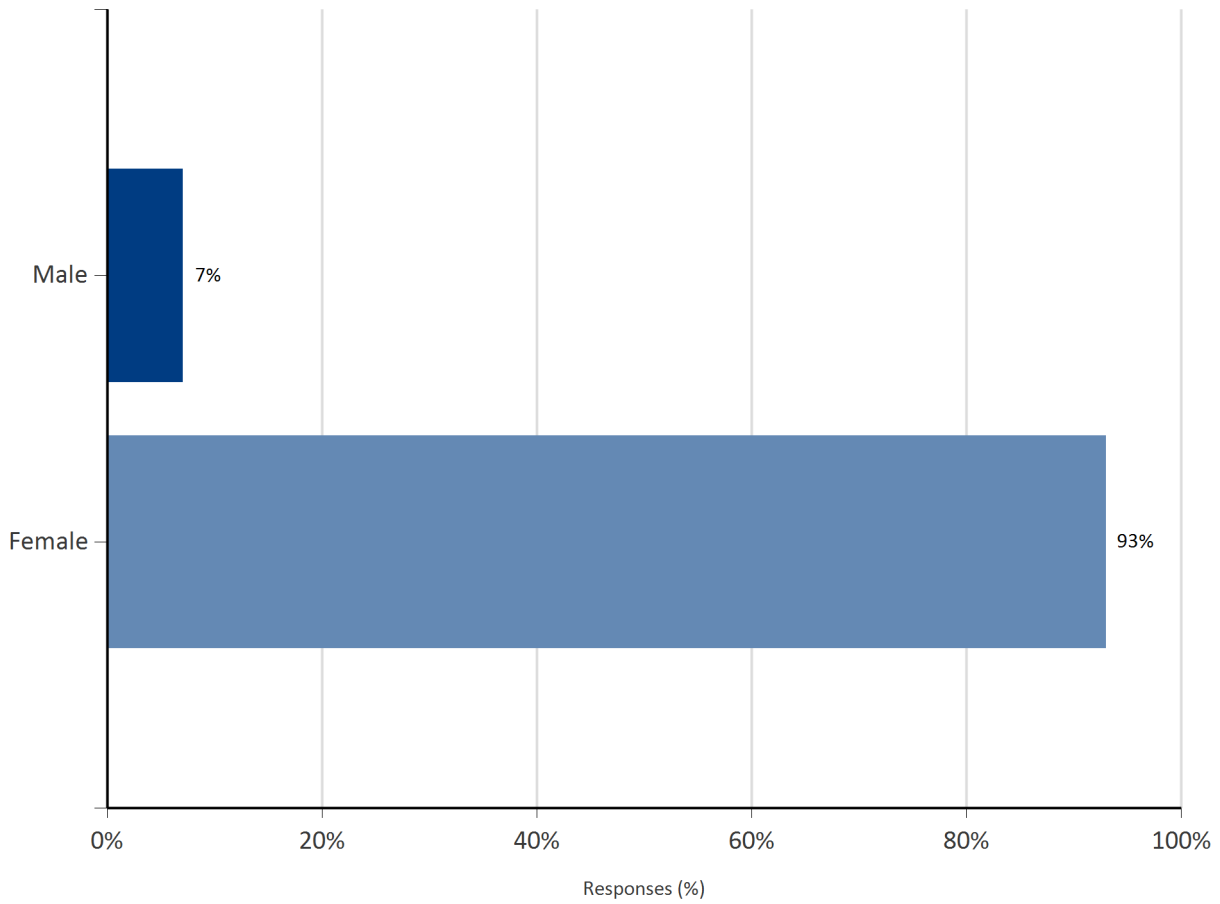
| | |
|-------------------------|--|
| Survey title | Roebuck Primary School Parent Survey 2016 |
| Report title | Distribution - single |
| Organisation name | Roebuck Primary School |
| Generation time & date | 3:54PM - 20 Apr 2016 |
| Generated by | KELVIN SHEM |
| Distribution name | Roebuck Primary School Parent Survey 2016 - 4/03/2016 11:06 AM |
| School year | 2016 |
| Num of online responses | 57 |
| Num of manual responses | 0 |

| | |
|-------------------------------|------------|
| Question overview information | Yes |
| N/A responses | No |
| Open text responses | Yes |
| 'Other' responses | Yes |
| Order of questions | Sequential |
| Graphs | Yes |

1 . Are you male or female?

Question overview

| | |
|--------------|---|
| Module name | Parent School Opinion Survey - Demographic Questions (revised 2016) |
| Module owner | WA Public Schools |
| Category | None |
| Mandatory | No |
| Type | Single response multiple choice |
| Answered | 57 |
| Not answered | 0 |

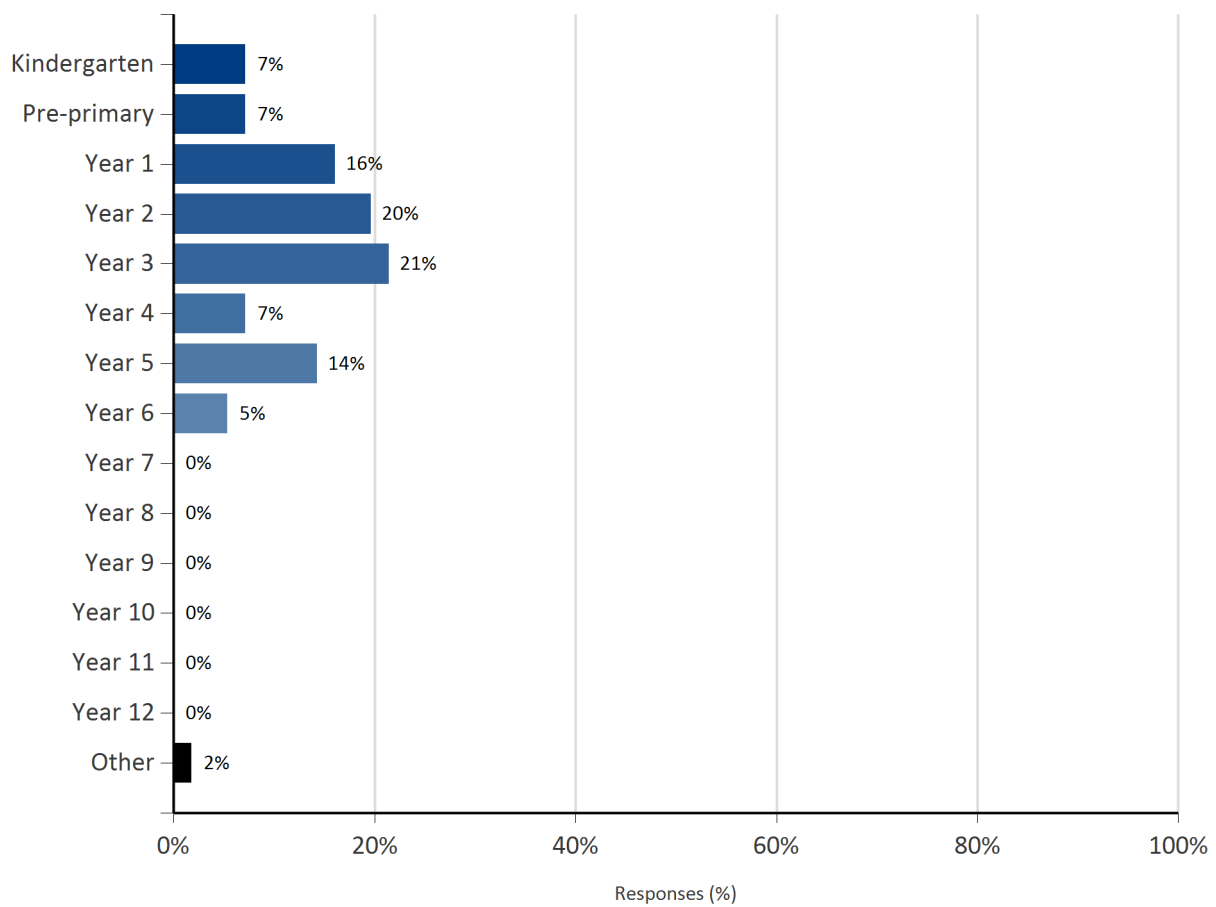


| | Male | | Female | |
|--------|------|----|--------|-----|
| | Num | % | Num | % |
| Number | 4 | 7% | 53 | 93% |

2 . What is the Year level of the child you are considering when you answer this survey?

Question overview

| | |
|--------------|---|
| Module name | Parent School Opinion Survey - Demographic Questions (revised 2016) |
| Module owner | WA Public Schools |
| Category | None |
| Mandatory | No |
| Type | Single response multiple choice |
| Answered | 56 |
| Not answered | 1 |



| | Kindergarten | | Pre-primary | | Year 1 | | Year 2 | | Year 3 | | Year 4 | | Year 5 | |
|---------------|--------------|----|-------------|----|--------|-----|--------|-----|--------|-----|--------|----|--------|-----|
| | Num | % | Num | % | Num | % | Num | % | Num | % | Num | % | Num | % |
| Number | 4 | 7% | 4 | 7% | 9 | 16% | 11 | 20% | 12 | 21% | 4 | 7% | 8 | 14% |

| | Year 6 | | Year 7 | | Year 8 | | Year 9 | | Year 10 | | Year 11 | | Year 12 | |
|---------------|--------|----|--------|---|--------|---|--------|---|---------|---|---------|---|---------|---|
| | Num | % | Num | % | Num | % | Num | % | Num | % | Num | % | Num | % |
| Number | 3 | 5% | - | - | - | - | - | - | - | - | - | - | - | - |

| | Other | |
|---------------|-------|----|
| | Num | % |
| Number | 1 | 2% |

'Other' - Responses:

| Response | Count |
|--------------|-------|
| Year 3 and 5 | 1 |

3 . Please rate the items below

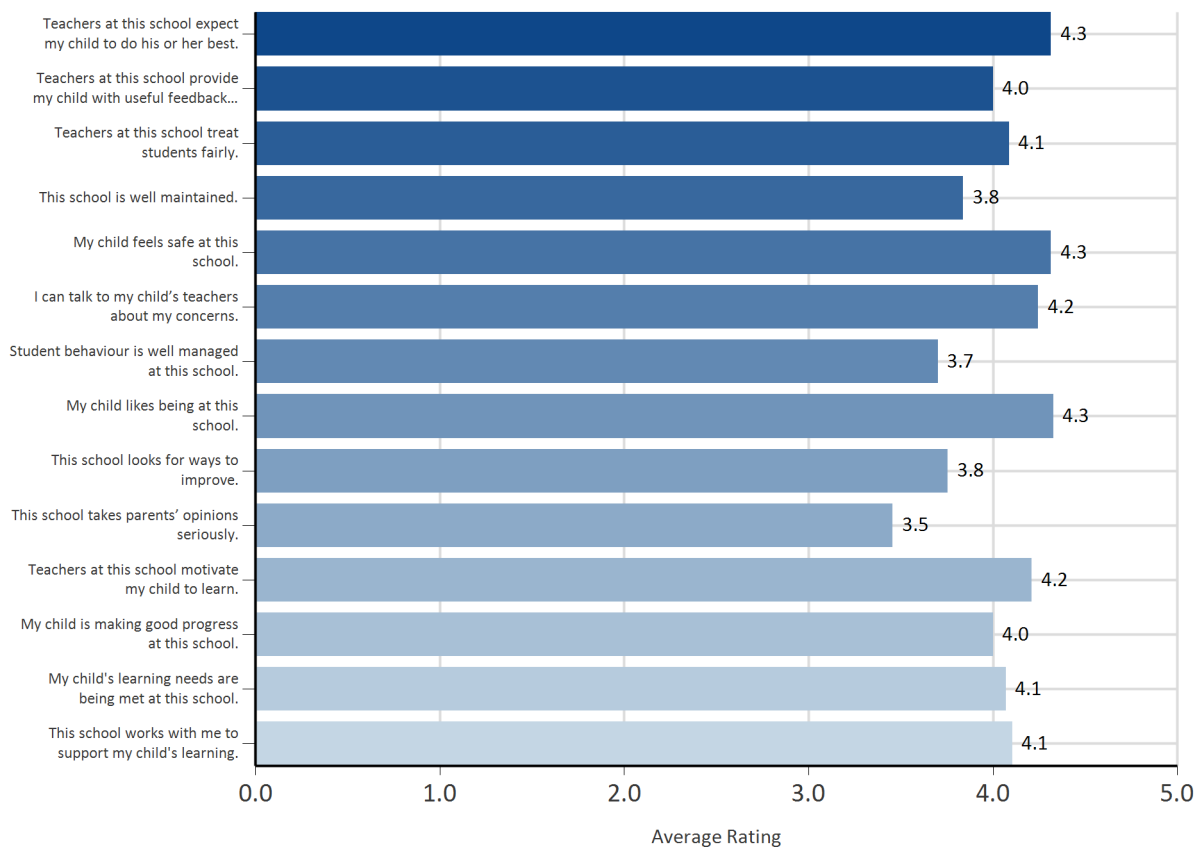
Question overview

| | |
|--------------|------------------------------------|
| Module name | National parent questions |
| Module owner | National |
| Category | None |
| Mandatory | Yes |
| Type | Multiple rating (multi row likert) |
| Answered | 57 |
| Not answered | 0 |

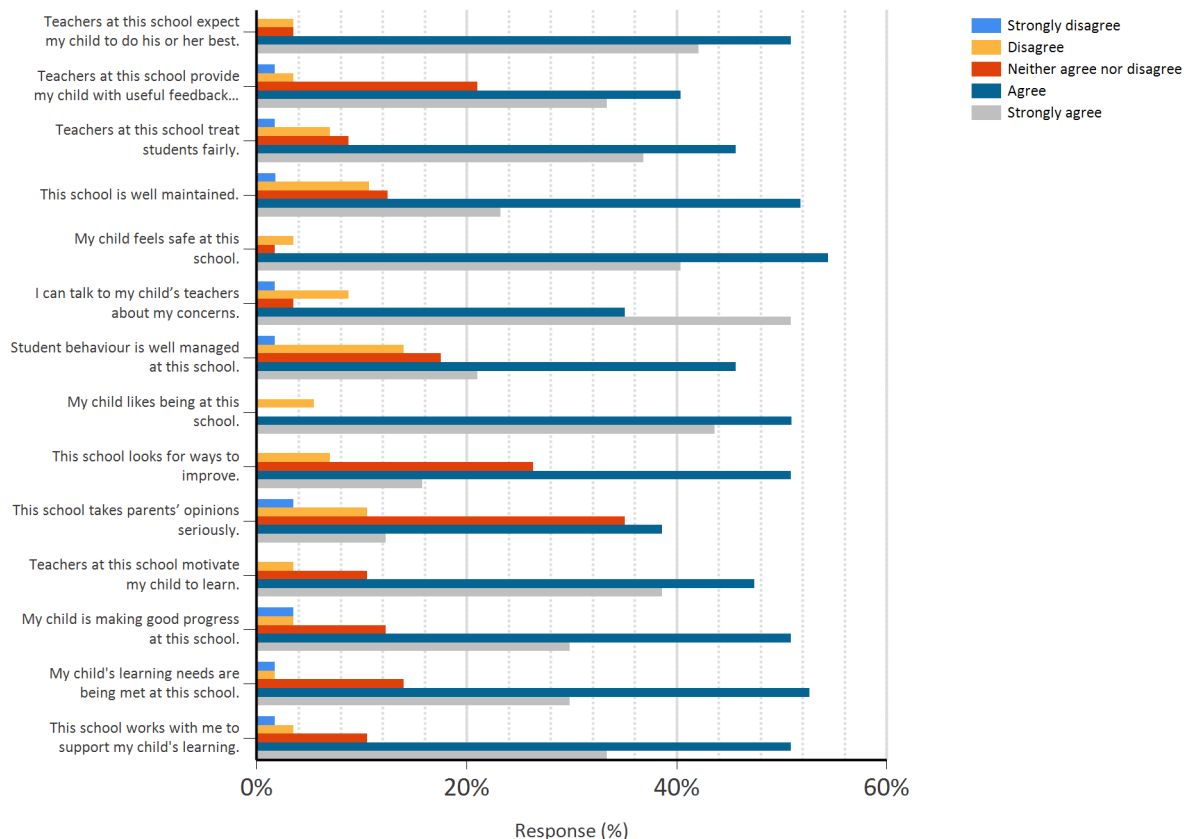
Rating

Score

| | |
|----------------------------|---|
| Strongly agree | 5 |
| Agree | 4 |
| Neither agree nor disagree | 3 |
| Disagree | 2 |
| Strongly disagree | 1 |



Roebuck Primary School Parent Survey 2016



| | Strongly disagree | | Disagree | | Neither agree nor disagree | | Agree | | Strongly agree | |
|---|-------------------|----|----------|-----|----------------------------|-----|-------|-----|----------------|-----|
| | Num | % | Num | % | Num | % | Num | % | Num | % |
| Teachers at this school expect my child to do his or her best. | - | - | 2 | 4% | 2 | 4% | 29 | 51% | 24 | 42% |
| Teachers at this school provide my child with useful feedback about his or her school work. | 1 | 2% | 2 | 4% | 12 | 21% | 23 | 40% | 19 | 33% |
| Teachers at this school treat students fairly. | 1 | 2% | 4 | 7% | 5 | 9% | 26 | 46% | 21 | 37% |
| This school is well maintained. | 1 | 2% | 6 | 11% | 7 | 13% | 29 | 52% | 13 | 23% |
| My child feels safe at this school. | - | - | 2 | 4% | 1 | 2% | 31 | 54% | 23 | 40% |
| I can talk to my child's teachers about my concerns. | 1 | 2% | 5 | 9% | 2 | 4% | 20 | 35% | 29 | 51% |
| Student behaviour is well managed at this school. | 1 | 2% | 8 | 14% | 10 | 18% | 26 | 46% | 12 | 21% |
| My child likes being at this school. | - | - | 3 | 5% | - | - | 28 | 51% | 24 | 44% |
| This school looks for ways to improve. | - | - | 4 | 7% | 15 | 26% | 29 | 51% | 9 | 16% |
| This school takes parents' opinions seriously. | 2 | 4% | 6 | 11% | 20 | 35% | 22 | 39% | 7 | 12% |
| Teachers at this school motivate my child to learn. | - | - | 2 | 4% | 6 | 11% | 27 | 47% | 22 | 39% |

Roebuck Primary School Parent Survey 2016

| | | | | | | | | | | |
|---|---|----|---|----|---|-----|----|-----|----|-----|
| My child is making good progress at this school. | 2 | 4% | 2 | 4% | 7 | 12% | 29 | 51% | 17 | 30% |
| My child's learning needs are being met at this school. | 1 | 2% | 1 | 2% | 8 | 14% | 30 | 53% | 17 | 30% |
| This school works with me to support my child's learning. | 1 | 2% | 2 | 4% | 6 | 11% | 29 | 51% | 19 | 33% |

4 . Please rate the items below.

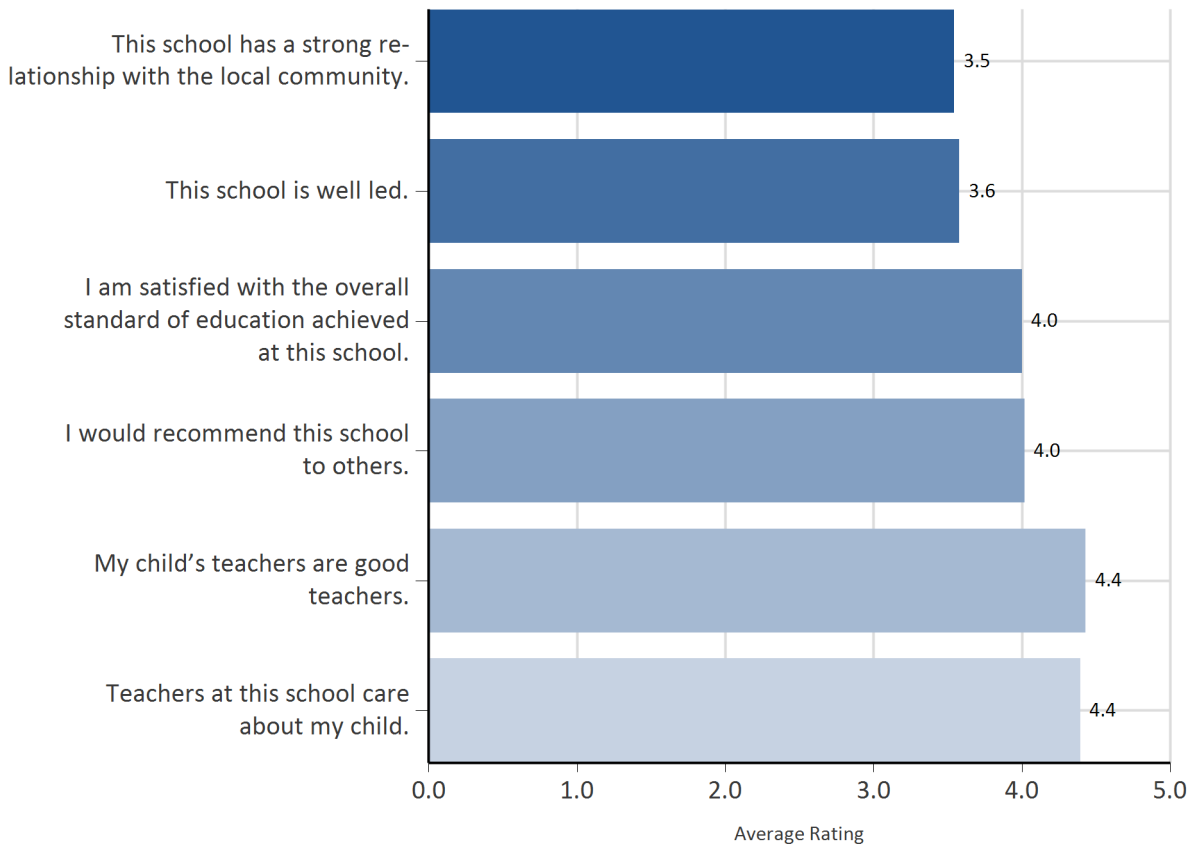
Question overview

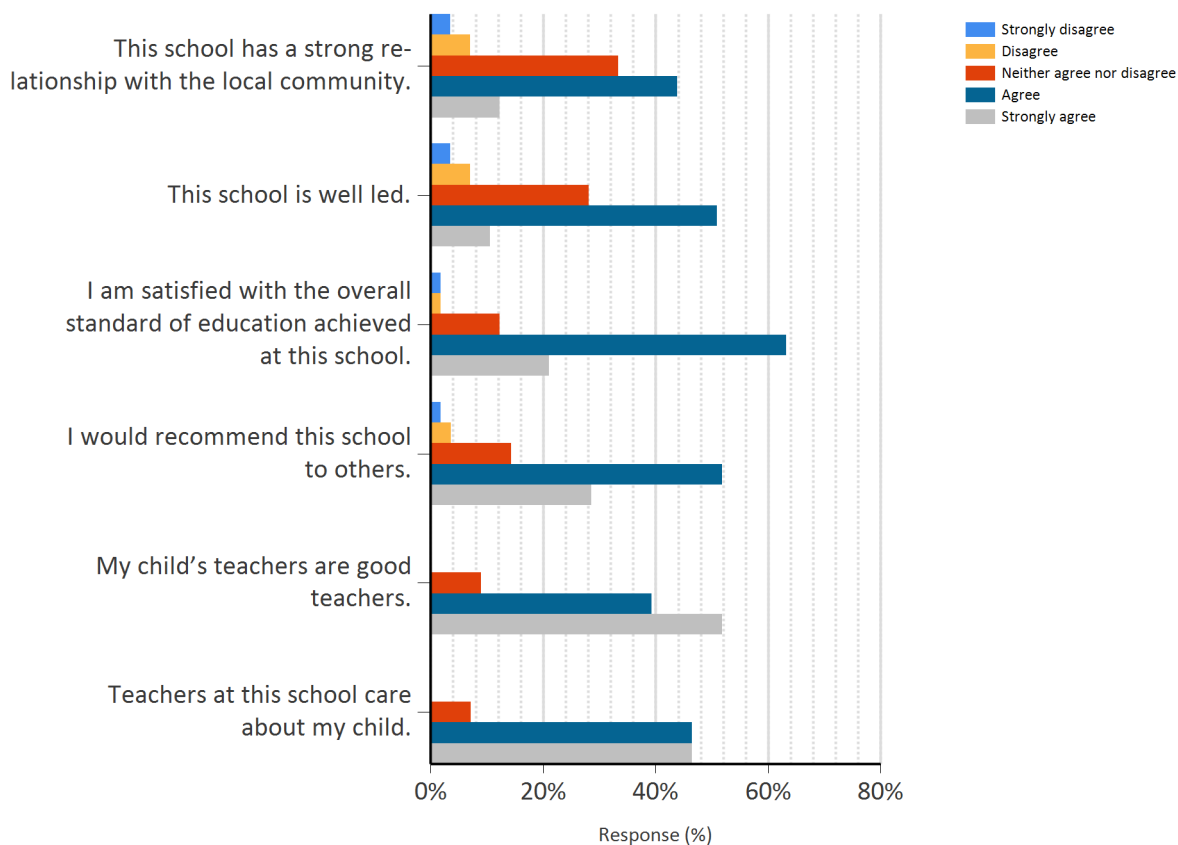
| | |
|--------------|--|
| Module name | WA Public Schools - Parent Survey Items (revised 2016) |
| Module owner | WA Public Schools |
| Category | Leadership & Management |
| Mandatory | Yes |
| Type | Multiple rating (multi row likert) |
| Answered | 57 |
| Not answered | 0 |

Rating

Score

| | |
|----------------------------|---|
| Strongly agree | 5 |
| Agree | 4 |
| Neither agree nor disagree | 3 |
| Disagree | 2 |
| Strongly disagree | 1 |





| | Strongly disagree | | Disagree | | Neither agree nor disagree | | Agree | | Strongly agree | |
|--|-------------------|----|----------|----|----------------------------|-----|-------|-----|----------------|-----|
| | Num | % | Num | % | Num | % | Num | % | Num | % |
| This school has a strong relationship with the local community. | 2 | 4% | 4 | 7% | 19 | 33% | 25 | 44% | 7 | 12% |
| This school is well led. | 2 | 4% | 4 | 7% | 16 | 28% | 29 | 51% | 6 | 11% |
| I am satisfied with the overall standard of education achieved at this school. | 1 | 2% | 1 | 2% | 7 | 12% | 36 | 63% | 12 | 21% |
| I would recommend this school to others. | 1 | 2% | 2 | 4% | 8 | 14% | 29 | 52% | 16 | 29% |
| My child's teachers are good teachers. | - | - | - | - | 5 | 9% | 22 | 39% | 29 | 52% |
| Teachers at this school care about my child. | - | - | - | - | 4 | 7% | 26 | 46% | 26 | 46% |